

Date of hosting on website: 5th July 2021
Last date for comments: 13th July 2021

Draft AMENDMENT NO. 3
TO
AIS-035/2006
Automotive Vehicles -The Arrangement of
Foot Controls of Vehicles

1. Page No.2/8, clause 5.6

Substitute the following text for existing text:

“5.6 The distance F in Fig.2**a and 2b** of Annex 3 between the orthogonal projections of the service-brake-pedal and the clutch-pedal bearing surfaces on to the reference plane "P" shall be ≥ 50 mm.”

2. Page No.3/8, clause 5.7

Substitute the following text for existing text:

“5.7 The distance G in Fig. 2**a and 2b** of Annex 3, between the contour points of the orthogonal projection of the clutch pedal on to plane “P” and the intersection of the nearest wall with plane “P” shall be ≥ 50 mm.”

3. Page No.3/8, clause 5.8

Substitute the following text for existing text:

"5.8. The distances, respectively shown as "H" and "J" in Annex 3, between the projection of the service-brake pedal on to the reference plane "P" and the intersection of each of the walls with that plane shall be ≥ 130 mm to the right and ≥ 160 mm to the left for vehicles with three pedals (Ref. Fig. 2a of Annex 3), and ≥ 130 mm to the right and ≥ 120 mm to the left for vehicles with two pedals (Ref. Fig. 1a of Annex 3).

In the case of a footrest as declared by the manufacturer, installed for the driver's left foot, the measurements for "J" and "G" in Annex 3 shall ignore the foot rest. The distance, shown at "K" in Annex 3, between the contour points of the projection of the left most pedal on to plane "P" and the intersection of the footrest with plane "P" shall be ≥ 50 mm."

4. Page No.3/8

Insert new clause 6.0 after clause 5.8

“6.0 TRANSITIONAL PROVISIONS

6.1. At the request of Vehicle Manufacturer, approval to amendment 03 shall be granted by test agencies from the date of publication of this amendment.

6.2. The requirements of amendment 03 shall apply only to new type approvals issued after 2 years from the date of publication of this amendment.

6.3 New Type Approvals shall continue to be issued as per amendment 02 up to 2 years from the date of publication of this amendment.

6.4 The requirements of amendment 03 shall not apply to existing type approvals & their extensions issued further to its implementation.”

5. Page No. 6/8, Annex 3

Substitute the following Annex 3 for existing Annex 3:

“ANNEX 3

(See 5.0)

ARRANGEMENT OF FOOT CONTROLS

Figure 1a Two pedals – Automatic transmission without footrest

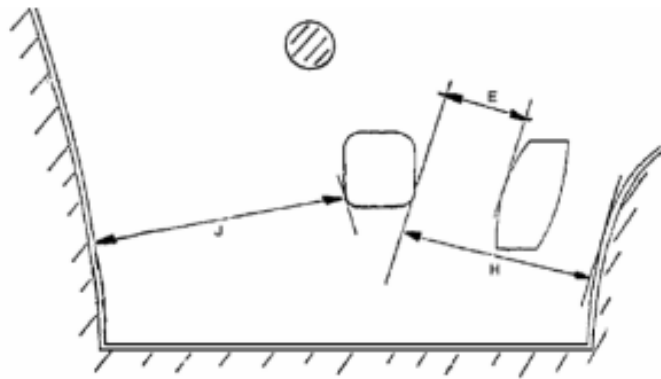
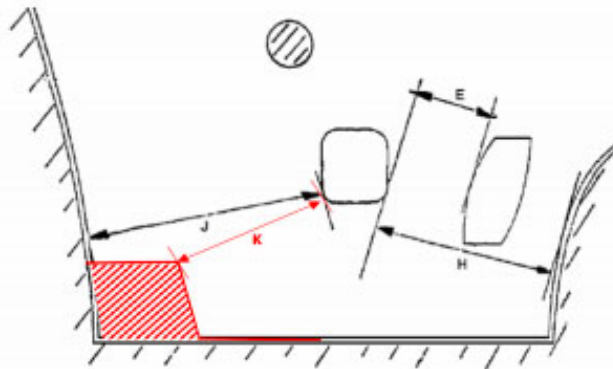


Figure 1b Two pedals – Automatic transmission with footrest



	<i>max.</i>	<i>min.</i>
E	100	50
H	-	130
J	-	120
K	-	50

Figure 2a Three-pedals – Conventional transmission without Footrest

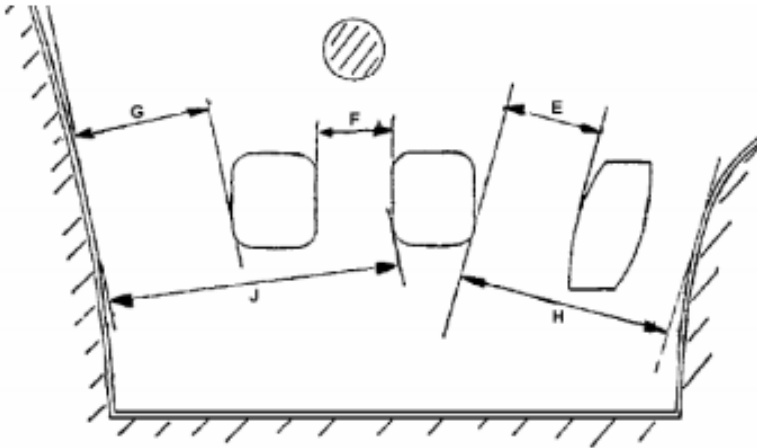
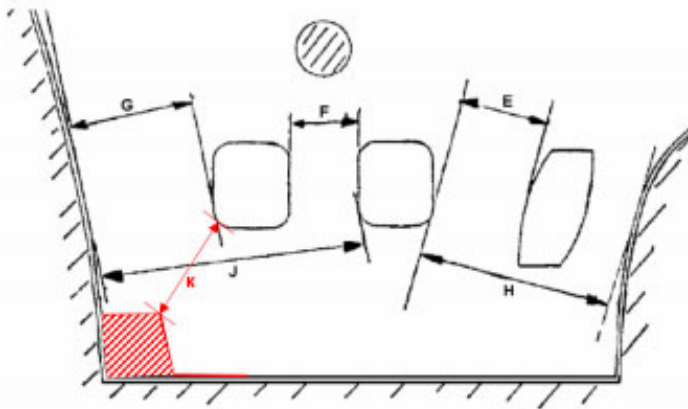


Figure 2b Three-pedals - Conventional transmission with Footrest



	<i>max.</i>	<i>min.</i>
E	100	50
F	-	50
G	-	50
H	-	130
J	-	160
K	-	50

(Justification:

- For safety and comfort reasons footrests are installed for the drivers' left foot.
- It should be possible to place the left foot in a position of rest on the floor surface or footrest such that it is not trapped by the pedals. It should also be possible to actuate any pedal over its full travel without inadvertently operating floor-switches or other foot controls.
- This proposal hence clarifies the measurement method for the lateral distances (J and G) of the pedals to the nearest "wall" to the left.

- The proposal is to inline AIS-035 requirements with latest version proposal of UN R 35 regulation.
- The UN R 35/01 requirements are being made mandatory only for new approvals. The proposal was adopted in August 2020 WP.29 session & date of entry in force from 09th June 2021 with a transition period of mandatory application w.e.f. 1st Sept 2022. Therefore 2 years lead-time should be provided for new type approvals.)